

Product fiche compliant to Commission Delegate REGULATION (UK)/(EU) No 65/2014

Supplier	WS Westin Ltd		
Model Identifier	EVERHOT 600 with Internal Motor		
Product Data	Symbol	Unit	Value
Annual Energy Consumption	AEC _{hood}	KWh/a	57.1
Energy Efficiency Class			A
Fluid Dynamic Efficiency	FDE _{hood}		32.1
Fluid Dynamic Efficiency Class			A
Light Efficiency	LE _{hood}	lux/W	32.9
Light Efficiency Class			A
Grease Filtering Efficiency	GFE _{hood}	%	75.7
Grease Filtering Efficiency Class			C
Minimum Airflow in Normal Use		m ³ /hr	244.1
Maximum Airflow in Normal Use		m ³ /hr	511.0
Airflow at Intensive Setting		m ³ /hr	775.3
A-weighted Sound Power at Minimum Speed		dB(A)	45
A-weighted Sound Power at Maximum Speed		dB(A)	62
A-weighted Sound Power at Intensive Speed		dB(A)	71
Power Consumption in Off Mode	P _o	W	0.00
Power Consumption in Standby Mode	P _s	W	0.27

Additional data compliant to Commission Delegate REGULATION (UK)/(EU) No 66/2014

Time Increase Factor	f		0.8
Energy Efficiency Index	EE _{hood}	%	48.1
Measured Air Flow at Best Efficiency Point	Q _{BEP}	m ³ /hr	481.2
Measured Air Pressure at Best Efficiency Point	P _{BEP}	Pa	439
Maximum Air Flow	Q _{Max}	m ³ /hr	795.8
Measured Electric Power Input at Best Efficiency Point	W _{BEP}	W	182.6
Nominal Power of Lighting System	W _L	W	5.2
Average Illumination of Lighting System on cooktop	E _{MIDDLE}	lux	171
Products manufactured in accordance with harmonised standards: Safety: IEC/EN 60335-1; IEC/EN 60335-2-31; IEC/EN 62233. Performance: IEC/EN 61591; ISO 5167-1; ISO 5167-3; ISO 5168; IEC/EN 60704-1; IEC/EN 60704-2-13; ISO 3741; EN 50564; IEC 62301. EMC: EN 55014-1; CISPR 14-1; EN 55014-2; CISPR 14-2; IEC/EN 61000-3-2; IEC/EN 61000-3-3.			
Suggestions for reducing the environmental impact of this product: When you start cooking run the extractor at the lowest speed setting, only increasing the motor speed when fumes and cooking vapours require you to do so. The appliance works more efficiently the shorter and straighter your duct run. Design your installation so that the duct length and number of bends are minimised. Follow all recommendations relating to installation, use and maintenance described in the product manual.			



Product fiche compliant to Commission Delegate REGULATION (UK)/(EU) No 65/2014

Supplier	WS Westin Ltd		
Model Identifier	EVERHOT 900 with Internal Motor		
Product Data	Symbol	Unit	Value
Annual Energy Consumption	AEC _{hood}	KWh/a	59.0
Energy Efficiency Class			A
Fluid Dynamic Efficiency	FDE _{hood}		32.1
Fluid Dynamic Efficiency Class			A
Light Efficiency	LE _{hood}	lux/W	31.7
Light Efficiency Class			A
Grease Filtering Efficiency	GFE _{hood}	%	75.7
Grease Filtering Efficiency Class			C
Minimum Airflow in Normal Use		m ³ /hr	244.1
Maximum Airflow in Normal Use		m ³ /hr	511.0
Airflow at Intensive Setting		m ³ /hr	775.3
A-weighted Sound Power at Minimum Speed		dB(A)	45
A-weighted Sound Power at Maximum Speed		dB(A)	62
A-weighted Sound Power at Intensive Speed		dB(A)	71
Power Consumption in Off Mode	P _o	W	0.00
Power Consumption in Standby Mode	P _s	W	0.27

Additional data compliant to Commission Delegate REGULATION (UK)/(EU) No 66/2014

Time Increase Factor	f		0.8
Energy Efficiency Index	EE _{hood}	%	49.2
Measured Air Flow at Best Efficiency Point	Q _{BEP}	m ³ /hr	481.2
Measured Air Pressure at Best Efficiency Point	P _{BEP}	Pa	439
Maximum Air Flow	Q _{Max}	m ³ /hr	795.8
Measured Electric Power Input at Best Efficiency Point	W _{BEP}	W	182.6
Nominal Power of Lighting System	W _L	W	7.8
Average Illumination of Lighting System on cooktop	E _{MIDDLE}	lux	247

Products manufactured in accordance with harmonised standards:
Safety: IEC/EN 60335-1; IEC/EN 60335-2-31; IEC/EN 62233. **Performance:** IEC/EN 61591; ISO 5167-1; ISO 5167-3; ISO 5168; IEC/EN 60704-1; IEC/EN 60704-2-13; ISO 3741; EN 50564; IEC 62301. **EMC:** EN 55014-1; CISPR 14-1; EN 55014-2; CISPR 14-2; IEC/EN 61000-3-2; IEC/EN 61000-3-3.

Suggestions for reducing the environmental impact of this product:

When you start cooking run the extractor at the lowest speed setting, only increasing the motor speed when fumes and cooking vapours require you to do so.

The appliance works more efficiently the shorter and straighter your duct run. Design your installation so that the duct length and number of bends are minimised.

Follow all recommendations relating to installation, use and maintenance described in the product manual.



Product fiche compliant to Commission Delegate REGULATION (UK)/(EU) No 65/2014

Supplier	WS Westin Ltd		
Model Identifier	EVERHOT 1000 with Internal Motor		
Product Data	Symbol	Unit	Value
Annual Energy Consumption	AEC _{hood}	KWh/a	59.0
Energy Efficiency Class			A
Fluid Dynamic Efficiency	FDE _{hood}		32.1
Fluid Dynamic Efficiency Class			A
Light Efficiency	LE _{hood}	lux/W	31.7
Light Efficiency Class			A
Grease Filtering Efficiency	GFE _{hood}	%	75.7
Grease Filtering Efficiency Class			C
Minimum Airflow in Normal Use		m ³ /hr	244.1
Maximum Airflow in Normal Use		m ³ /hr	511.0
Airflow at Intensive Setting		m ³ /hr	775.3
A-weighted Sound Power at Minimum Speed		dB(A)	45
A-weighted Sound Power at Maximum Speed		dB(A)	62
A-weighted Sound Power at Intensive Speed		dB(A)	71
Power Consumption in Off Mode	P _o	W	0.00
Power Consumption in Standby Mode	P _s	W	0.27

Additional data compliant to Commission Delegate REGULATION (UK)/(EU) No 66/2014

Time Increase Factor	f		0.8
Energy Efficiency Index	EE _{hood}	%	49.2
Measured Air Flow at Best Efficiency Point	Q _{BEP}	m ³ /hr	481.2
Measured Air Pressure at Best Efficiency Point	P _{BEP}	Pa	439
Maximum Air Flow	Q _{Max}	m ³ /hr	795.8
Measured Electric Power Input at Best Efficiency Point	W _{BEP}	W	182.6
Nominal Power of Lighting System	W _L	W	7.8
Average Illumination of Lighting System on cooktop	E _{MIDDLE}	lux	247

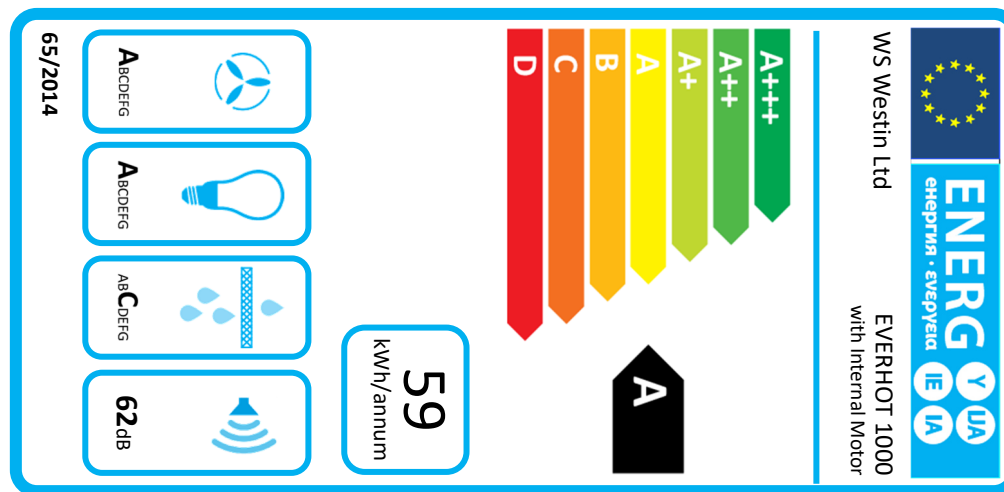
Products manufactured in accordance with harmonised standards:
Safety: IEC/EN 60335-1; IEC/EN 60335-2-31; IEC/EN 62233. **Performance:** IEC/EN 61591; ISO 5167-1; ISO 5167-3; ISO 5168; IEC/EN 60704-1; IEC/EN 60704-2-13; ISO 3741; EN 50564; IEC 62301. **EMC:** EN 55014-1; CISPR 14-1; EN 55014-2; CISPR 14-2; IEC/EN 61000-3-2; IEC/EN 61000-3-3.

Suggestions for reducing the environmental impact of this product:

When you start cooking run the extractor at the lowest speed setting, only increasing the motor speed when fumes and cooking vapours require you to do so.

The appliance works more efficiently the shorter and straighter your duct run. Design your installation so that the duct length and number of bends are minimised.

Follow all recommendations relating to installation, use and maintenance described in the product manual.



Product fiche compliant to Commission Delegate REGULATION (UK)/(EU) No 65/2014

Supplier	WS Westin Ltd		
Model Identifier	EVERHOT 1100 with Internal Motor		
Product Data	Symbol	Unit	Value
Annual Energy Consumption	AEC _{hood}	KWh/a	59.0
Energy Efficiency Class			A
Fluid Dynamic Efficiency	FDE _{hood}		32.1
Fluid Dynamic Efficiency Class			A
Light Efficiency	LE _{hood}	lux/W	31.7
Light Efficiency Class			A
Grease Filtering Efficiency	GFE _{hood}	%	75.7
Grease Filtering Efficiency Class			C
Minimum Airflow in Normal Use		m ³ /hr	244.1
Maximum Airflow in Normal Use		m ³ /hr	511.0
Airflow at Intensive Setting		m ³ /hr	775.3
A-weighted Sound Power at Minimum Speed		dB(A)	45
A-weighted Sound Power at Maximum Speed		dB(A)	62
A-weighted Sound Power at Intensive Speed		dB(A)	71
Power Consumption in Off Mode	P _o	W	0.00
Power Consumption in Standby Mode	P _s	W	0.27

Additional data compliant to Commission Delegate REGULATION (UK)/(EU) No 66/2014

Time Increase Factor	f		0.8
Energy Efficiency Index	EE _{hood}	%	49.2
Measured Air Flow at Best Efficiency Point	Q _{BEP}	m ³ /hr	481.2
Measured Air Pressure at Best Efficiency Point	P _{BEP}	Pa	439
Maximum Air Flow	Q _{Max}	m ³ /hr	795.8
Measured Electric Power Input at Best Efficiency Point	W _{BEP}	W	182.6
Nominal Power of Lighting System	W _L	W	7.8
Average Illumination of Lighting System on cooktop	E _{MIDDLE}	lux	247

Products manufactured in accordance with harmonised standards:

Safety: IEC/EN 60335-1; IEC/EN 60335-2-31; IEC/EN 62233. **Performance:** IEC/EN 61591; ISO 5167-1; ISO 5167-3; ISO 5168; IEC/EN 60704-1; IEC/EN 60704-2-13; ISO 3741; EN 50564; IEC 62301. **EMC:** EN 55014-1; CISPR 14-1; EN 55014-2; CISPR 14-2; IEC/EN 61000-3-2; IEC/EN 61000-3-3.

Suggestions for reducing the environmental impact of this product:

When you start cooking run the extractor at the lowest speed setting, only increasing the motor speed when fumes and cooking vapours require you to do so.

The appliance works more efficiently the shorter and straighter your duct run. Design your installation so that the duct length and number of bends are minimised.

Follow all recommendations relating to installation, use and maintenance described in the product manual.



Product fiche compliant to Commission Delegate REGULATION (UK)/(EU) No 65/2014

Supplier	WS Westin Ltd		
Model Identifier	EVERHOT 1200 with Internal Motor		
Product Data	Symbol	Unit	Value
Annual Energy Consumption	AEC _{hood}	KWh/a	59.0
Energy Efficiency Class			A
Fluid Dynamic Efficiency	FDE _{hood}		32.1
Fluid Dynamic Efficiency Class			A
Light Efficiency	LE _{hood}	lux/W	31.7
Light Efficiency Class			A
Grease Filtering Efficiency	GFE _{hood}	%	75.7
Grease Filtering Efficiency Class			C
Minimum Airflow in Normal Use		m ³ /hr	244.1
Maximum Airflow in Normal Use		m ³ /hr	511.0
Airflow at Intensive Setting		m ³ /hr	775.3
A-weighted Sound Power at Minimum Speed		dB(A)	45
A-weighted Sound Power at Maximum Speed		dB(A)	62
A-weighted Sound Power at Intensive Speed		dB(A)	71
Power Consumption in Off Mode	P _o	W	0.00
Power Consumption in Standby Mode	P _s	W	0.27

Additional data compliant to Commission Delegate REGULATION (UK)/(EU) No 66/2014

Time Increase Factor	f		0.8
Energy Efficiency Index	EE _{hood}	%	49.2
Measured Air Flow at Best Efficiency Point	Q _{BEP}	m ³ /hr	481.2
Measured Air Pressure at Best Efficiency Point	P _{BEP}	Pa	439
Maximum Air Flow	Q _{Max}	m ³ /hr	795.8
Measured Electric Power Input at Best Efficiency Point	W _{BEP}	W	182.6
Nominal Power of Lighting System	W _L	W	7.8
Average Illumination of Lighting System on cooktop	E _{MIDDLE}	lux	247

Products manufactured in accordance with harmonised standards:

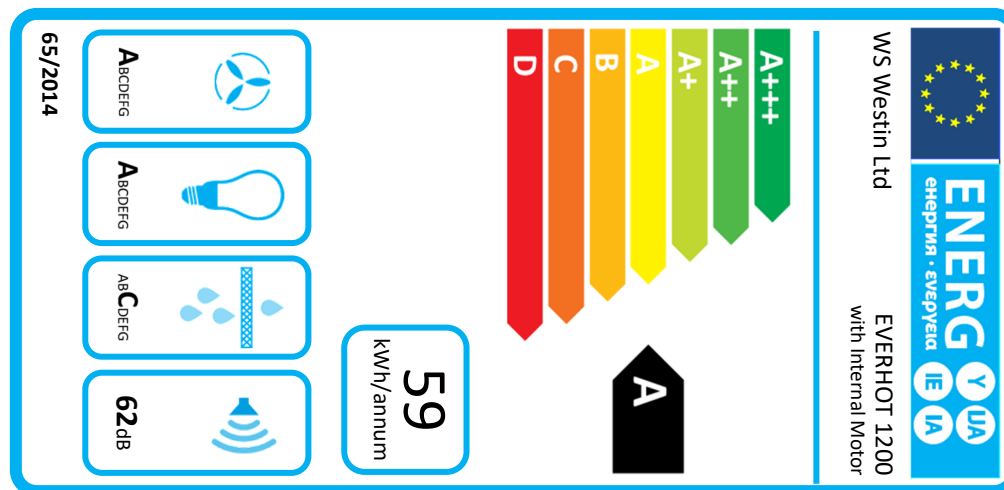
Safety: IEC/EN 60335-1; IEC/EN 60335-2-31; IEC/EN 62233. **Performance:** IEC/EN 61591; ISO 5167-1; ISO 5167-3; ISO 5168; IEC/EN 60704-1; IEC/EN 60704-2-13; ISO 3741; EN 50564; IEC 62301. **EMC:** EN 55014-1; CISPR 14-1; EN 55014-2; CISPR 14-2; IEC/EN 61000-3-2; IEC/EN 61000-3-3.

Suggestions for reducing the environmental impact of this product:

When you start cooking run the extractor at the lowest speed setting, only increasing the motor speed when fumes and cooking vapours require you to do so.

The appliance works more efficiently the shorter and straighter your duct run. Design your installation so that the duct length and number of bends are minimised.

Follow all recommendations relating to installation, use and maintenance described in the product manual.



Product fiche compliant to Commission Delegate REGULATION (UK)/(EU) No 65/2014

Supplier	WS Westin Ltd		
Model Identifier	EVERHOT 1500 with Internal Motor		
Product Data	Symbol	Unit	Value
Annual Energy Consumption	AEC _{hood}	KWh/a	60.9
Energy Efficiency Class			A
Fluid Dynamic Efficiency	FDE _{hood}		32.1
Fluid Dynamic Efficiency Class			A
Light Efficiency	LE _{hood}	lux/W	23.8
Light Efficiency Class			B
Grease Filtering Efficiency	GFE _{hood}	%	75.7
Grease Filtering Efficiency Class			C
Minimum Airflow in Normal Use		m ³ /hr	244.1
Maximum Airflow in Normal Use		m ³ /hr	511.0
Airflow at Intensive Setting		m ³ /hr	775.3
A-weighted Sound Power at Minimum Speed		dB(A)	45
A-weighted Sound Power at Maximum Speed		dB(A)	62
A-weighted Sound Power at Intensive Speed		dB(A)	71
Power Consumption in Off Mode	P _o	W	0.00
Power Consumption in Standby Mode	P _s	W	0.27

Additional data compliant to Commission Delegate REGULATION (UK)/(EU) No 66/2014

Time Increase Factor	f		0.8
Energy Efficiency Index	EE _{hood}	%	50.1
Measured Air Flow at Best Efficiency Point	Q _{BEP}	m ³ /hr	481.2
Measured Air Pressure at Best Efficiency Point	P _{BEP}	Pa	439
Maximum Air Flow	Q _{Max}	m ³ /hr	795.8
Measured Electric Power Input at Best Efficiency Point	W _{BEP}	W	182.6
Nominal Power of Lighting System	W _L	W	10.4
Average Illumination of Lighting System on cooktop	E _{MIDDLE}	lux	247

Products manufactured in accordance with harmonised standards:

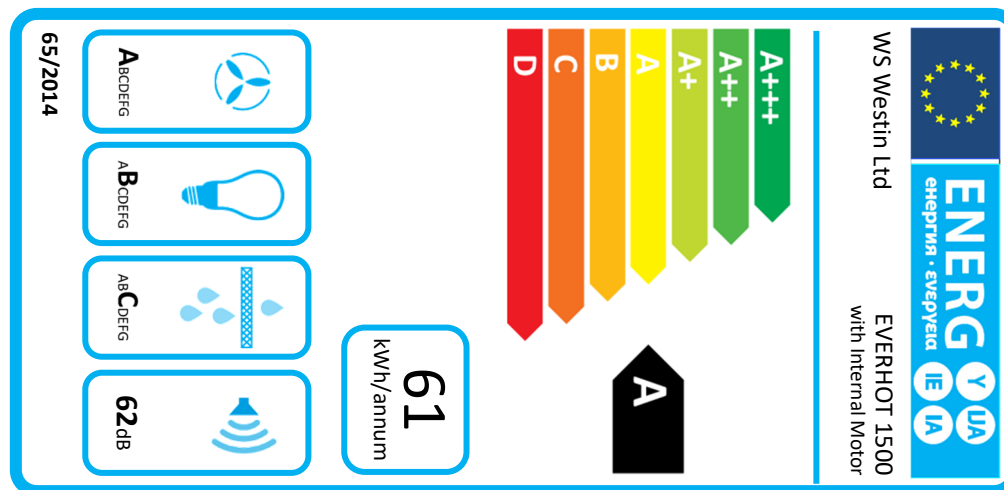
Safety: IEC/EN 60335-1; IEC/EN 60335-2-31; IEC/EN 62233. **Performance:** IEC/EN 61591; ISO 5167-1; ISO 5167-3; ISO 5168; IEC/EN 60704-1; IEC/EN 60704-2-13; ISO 3741; EN 50564; IEC 62301. **EMC:** EN 55014-1; CISPR 14-1; EN 55014-2; CISPR 14-2; IEC/EN 61000-3-2; IEC/EN 61000-3-3.

Suggestions for reducing the environmental impact of this product:

When you start cooking run the extractor at the lowest speed setting, only increasing the motor speed when fumes and cooking vapours require you to do so.

The appliance works more efficiently the shorter and straighter your duct run. Design your installation so that the duct length and number of bends are minimised.

Follow all recommendations relating to installation, use and maintenance described in the product manual.



Product fiche compliant to Commission Delegate REGULATION (UK)/(EU) No 65/2014

Supplier	WS Westin Ltd		
Model Identifier	EVERHOT 1600 with Internal Motor		
Product Data	Symbol	Unit	Value
Annual Energy Consumption	AEC _{hood}	KWh/a	62.8
Energy Efficiency Class			A
Fluid Dynamic Efficiency	FDE _{hood}		32.1
Fluid Dynamic Efficiency Class			A
Light Efficiency	LE _{hood}	lux/W	16.6
Light Efficiency Class			C
Grease Filtering Efficiency	GFE _{hood}	%	75.7
Grease Filtering Efficiency Class			C
Minimum Airflow in Normal Use		m ³ /hr	244.1
Maximum Airflow in Normal Use		m ³ /hr	511.0
Airflow at Intensive Setting		m ³ /hr	775.3
A-weighted Sound Power at Minimum Speed		dB(A)	45
A-weighted Sound Power at Maximum Speed		dB(A)	62
A-weighted Sound Power at Intensive Speed		dB(A)	71
Power Consumption in Off Mode	P _o	W	0.00
Power Consumption in Standby Mode	P _s	W	0.27

Additional data compliant to Commission Delegate REGULATION (UK)/(EU) No 66/2014

Time Increase Factor	f		0.8
Energy Efficiency Index	EEI _{hood}	%	51.1
Measured Air Flow at Best Efficiency Point	Q _{BEP}	m ³ /hr	481.2
Measured Air Pressure at Best Efficiency Point	P _{BEP}	Pa	439
Maximum Air Flow	Q _{Max}	m ³ /hr	795.8
Measured Electric Power Input at Best Efficiency Point	W _{BEP}	W	182.6
Nominal Power of Lighting System	W _L	W	13.0
Average Illumination of Lighting System on cooktop	E _{MIDDLE}	lux	216

Products manufactured in accordance with harmonised standards:

Safety: IEC/EN 60335-1; IEC/EN 60335-2-31; IEC/EN 62233. **Performance:** IEC/EN 61591; ISO 5167-1; ISO 5167-3; ISO 5168; IEC/EN 60704-1; IEC/EN 60704-2-13; ISO 3741; EN 50564; IEC 62301. **EMC:** EN 55014-1; CISPR 14-1; EN 55014-2; CISPR 14-2; IEC/EN 61000-3-2; IEC/EN 61000-3-3.

Suggestions for reducing the environmental impact of this product:

When you start cooking run the extractor at the lowest speed setting, only increasing the motor speed when fumes and cooking vapours require you to do so.

The appliance works more efficiently the shorter and straighter your duct run. Design your installation so that the duct length and number of bends are minimised.

Follow all recommendations relating to installation, use and maintenance described in the product manual.

